



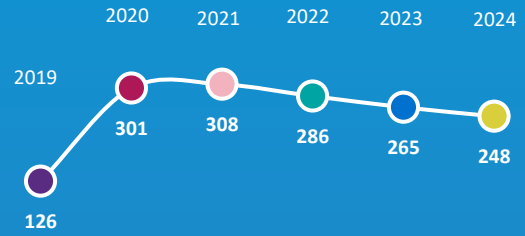
2024 Medical Training Survey

The Royal Australian and New Zealand College of Radiologists

INTRODUCTION

The Medical Board of Australia's Medical Training Survey (MTS) is a national, profession-wide survey of doctors in training in Australia. This infographic is for the Royal Australian and New Zealand College of Radiologists (RANZCR) for which 248 trainees responded to the survey. It is confidential and generates data used to strengthen medical training in Australia. The MTS is conducted annually with doctors in training, with 2024 being the sixth year.

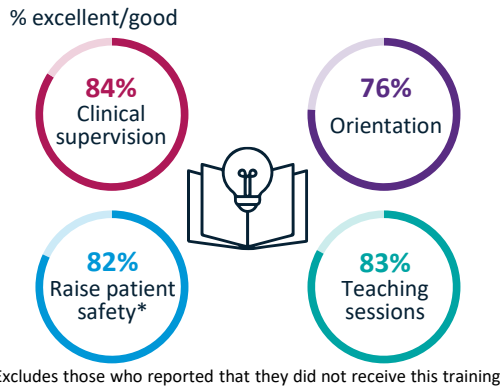
NUMBER OF RANZCR TRAINEES WHO PARTICIPATED



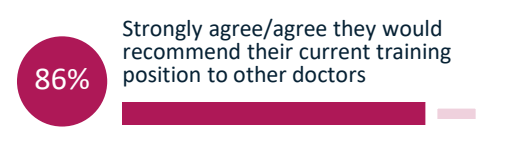
SAMPLE PROFILE

- 38% Female** (Female icon)
- 54% Male** (Male icon)
- <1% Non-binary**
- 0% I use a different term**
- 7% Prefer not to say**
- 33.2 years** Average age of participant
- 1%** Aboriginal and/or Torres Strait Islander trainees
- 7.1** Average PGY
- 2.7** Average years in college program
- 94%** Worked full time
- 98%** Working at hospital
- 1%** Identify as having a disability
- 31%** Are carers/parents

QUALITY OF TRAINING



RECOMMEND TRAINING



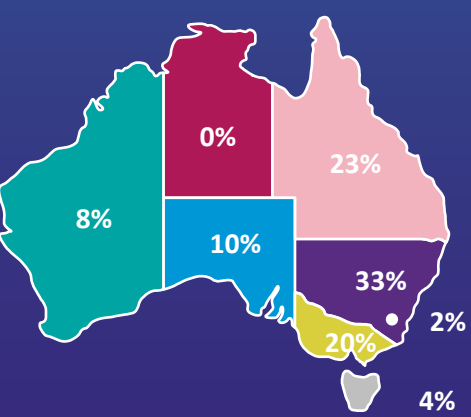
74% OF TRAINEES HAVE RECEIVED TRAINING ON HOW TO PROVIDE CULTURALLY SAFE CARE

46% OF TRAINEES HAD A HEAVY / VERY HEAVY WORKLOAD IN SETTING

17% worked more than 50 hours per week

10% OF TRAINEES HAD ACCESSED FLEXIBLE WORK ARRANGEMENTS

64% Strongly agree/agree that their college supports flexible training arrangements



The above map shows the current term/rotation or placement % by state.

1 IN 4 TRAINEES EXPERIENCED AND/OR WITNESSED BULLYING, HARASSMENT, SEXUAL HARASSMENT, DISCRIMINATION AND/OR RACISM

EFFECT OF EXPERIENCING BULLYING, HARASSMENT, SEXUAL HARASSMENT, DISCRIMINATION AND/OR RACISM ON MEDICAL TRAINING

Effect	Percentage
No effect	19%
Minor effect	38%
Moderate effect	24%
Major effect	14%
Unsure	5%

- 10%** Reported the incident they experienced
- 14%** Reported the incident they witnessed

ASSESSMENT

% total strongly agree/agree

- 77%** The exam(s) ran smoothly on the day
- 77%** The exam(s) were conducted fairly
- 39%** They received useful feedback about their performance in the exam(s)
- 29%** The feedback was timely

▲ ▼ Significant difference between the results of 2023 and 2024